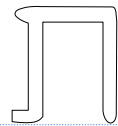
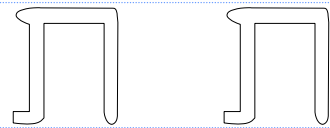
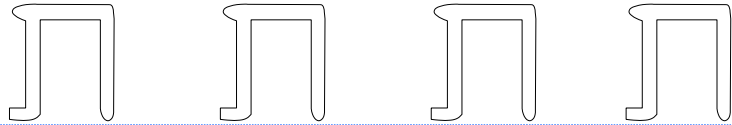
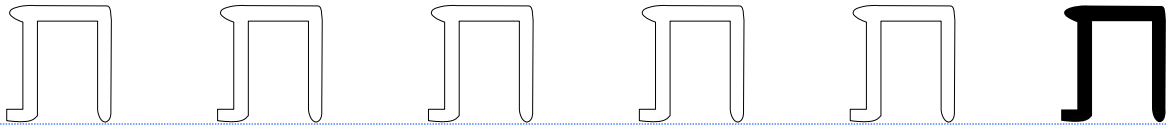
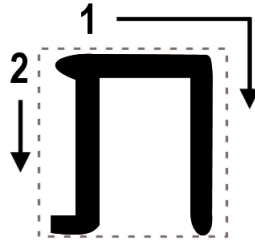


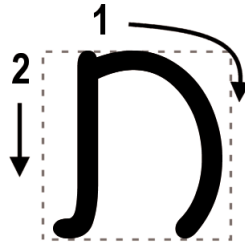
# Tav Writing Practice

*“T” as in tall*  
(with dot, same sound)



# Tav Writing Practice

*“T” as in tall*  
(with dot, same sound)



Handwriting practice lines for the Hebrew letter Tav. Each line consists of a top blue dashed line, a middle blue dashed line, and a bottom blue dashed line. A vertical pink line is on the right side of the page.

Row 1: Five hollow outlines of Tav followed by one solid black Tav.

Row 2: Four hollow outlines of Tav.

Row 3: Two hollow outlines of Tav.

Row 4: One hollow outline of Tav.